

# TRADITIONAL GRANWOOD FLOORING

## TECHNICAL INFORMATION: Joints in the floor

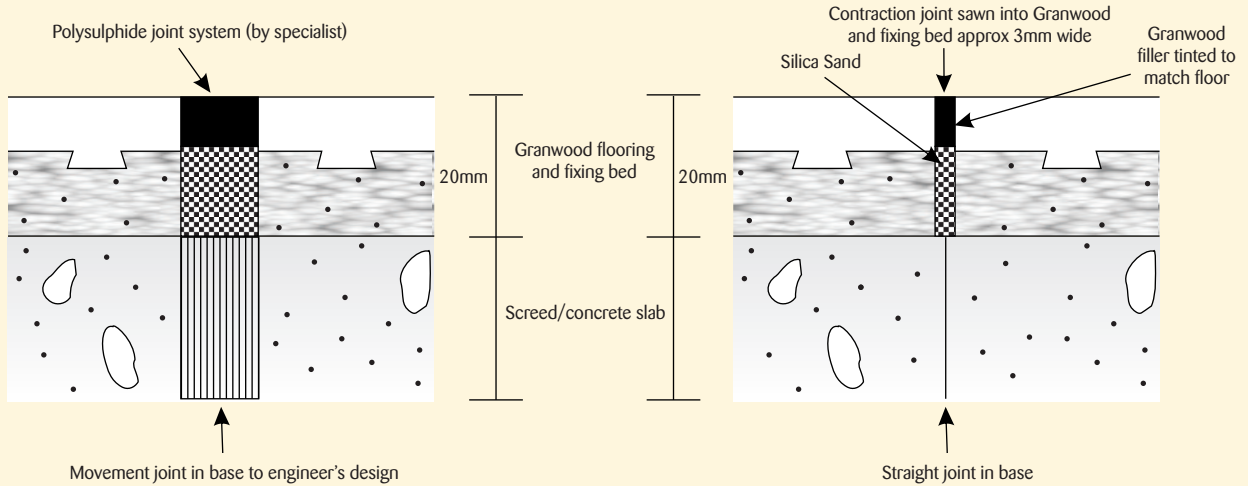
### MOVEMENT JOINTS

Movement joints are formed in the Granwood floor above those designed into the subfloor construction and are filled with an appropriate flexible compound (by jointing specialist). All joints should be straight, continuous and parallel with straight walls.

### CONTRACTION JOINTS

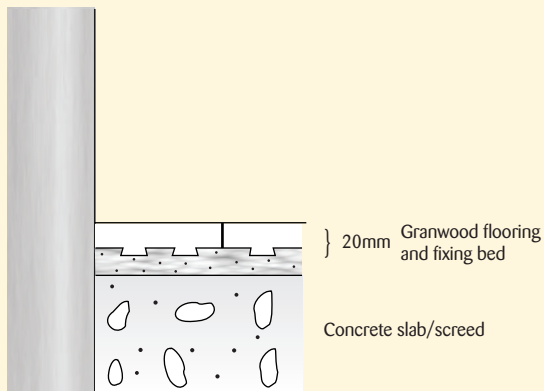
Sawn contraction joints will be cut into the Granwood floor 3mm wide to an appropriate depth and filled with Granwood filler in a colour approximately matching the floor to coincide with similar joints in the base. Care should be taken to ensure that joints in the base are straight, continuous and parallel with straight walls. joints may be introduced at other positions if they are considered to be necessary.

## CROSS SECTIONAL DETAILS

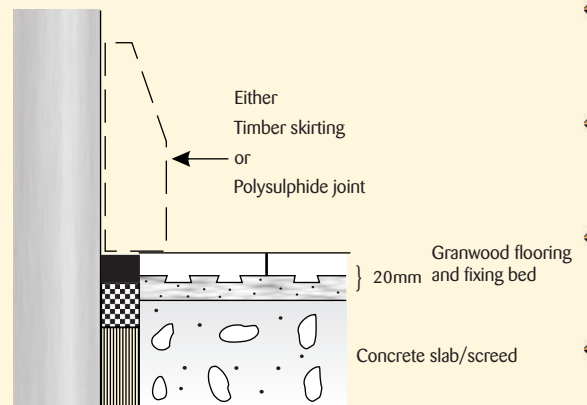


## ALTERNATIVES AT THE PERIMETER OF THE FLOOR

### No perimeter movement joint



### Perimeter movement joint



The above information should be read in conjunction with the technical information sheet for the Traditional Granwood flooring system and BS 5385 : Part5 : 1990 Section 7 Clause 47

## Granwood Flooring Limited

Sales Office, PO Box 60, Alfreton, DE55 4ZX  
Tel: 01773 606060 Fax: 01773 606030 www.granwood.co.uk



**QUALITY BRITISH FLOORS FOR EVERY LOCATION**

